




The omnidirectional MIMO antenna I-ATO5-698/3800M is designed for broadband in-building DAS applications supporting all kind of safety as well as 4G and 5G commercial wireless communication networks. The antenna combines an aesthetical design with superior electrical characteristics notably a PIM optimized design to minimize network interferences. The antenna is constructed from lightweight materials ideal for easy ceiling mounting. The low profile and off-white radome blends easily into most building aesthetics with minimum visual impact.



I-ATO5-698/3800M

FEATURES / BENEFITS

- Wideband omnidirectional MIMO antenna, supporting all wireless services in the frequency bands 698-960/1427-2700MHz/3400-3800MHz
- Typically used in indoor distribution of 2G / 3G / 4G / 5G wireless services in all standardized frequency bands
- PIM optimized antenna design (-153dBc @2x20W)
- Aesthetical visual appearance, compact and light weight
- Low return loss, stable performance
- Pigtail with N-female connector
- Ceiling mounting

Technical features

GENERAL SPECIFICATIONS

Product Type		Omnidirectional Antenna
Techn. Application		Indoor

MECHANICAL SPECIFICATIONS

Number of Input Ports		2
Connectors		N female
Connector Cable	mm (in)	300 (11.8)
Height (Less Connectors)	mm (in)	18 (0.7)
Width (Less Connectors)	mm (in)	140 (5.5)
Length (Less Connectors)	mm (in)	290 (11.4)
Weight	kg (lb)	0.4 (0.18)

ELECTRICAL SPECIFICATIONS

Frequenz	MHz	698-960	1427-1710	1710-2700	3400-3800
Gain, typ	dBi	2.5	4.0	4.5	5.0
VSWR		1.8	1.8	1.8	1.8
Impedance, Ohm	Ω	50			
Polarization		2x linear			
Intermodulation (IM3)		-153 dBc (2 x 43dBm)			
Total Input Power max.	W	50			

MATERIAL

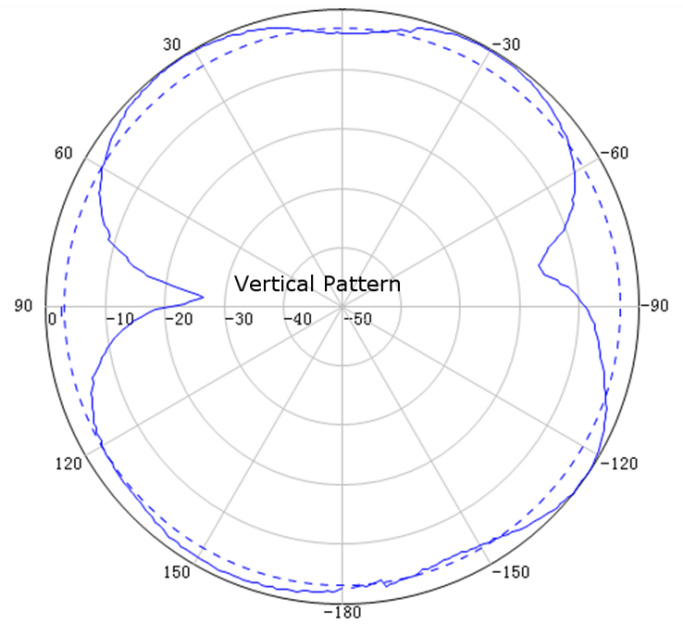
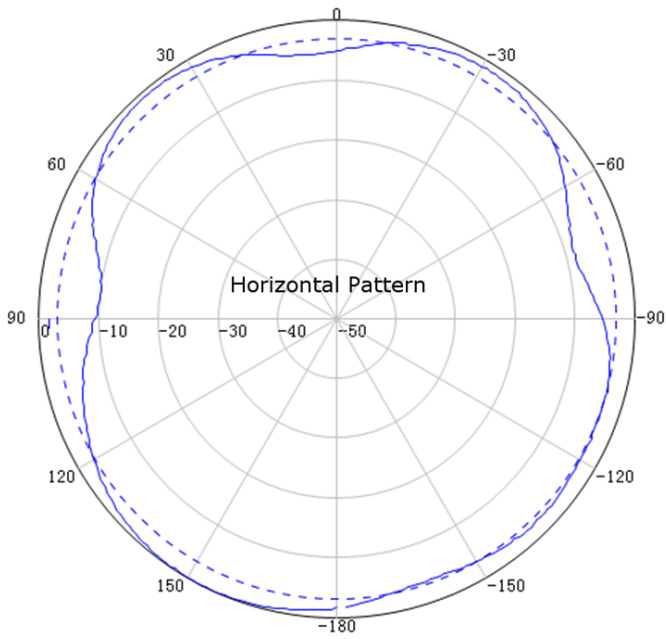
Radome Material		ABS
Radome Color		White (RAL 9003)

TEMPERATURE SPECIFICATIONS

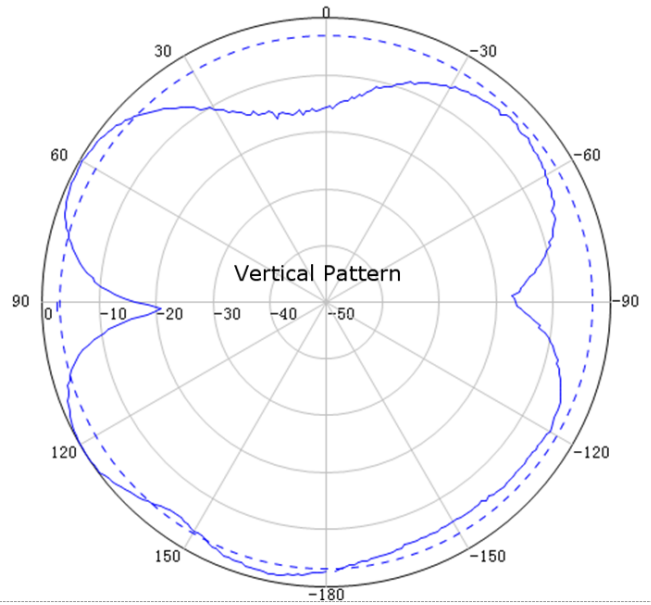
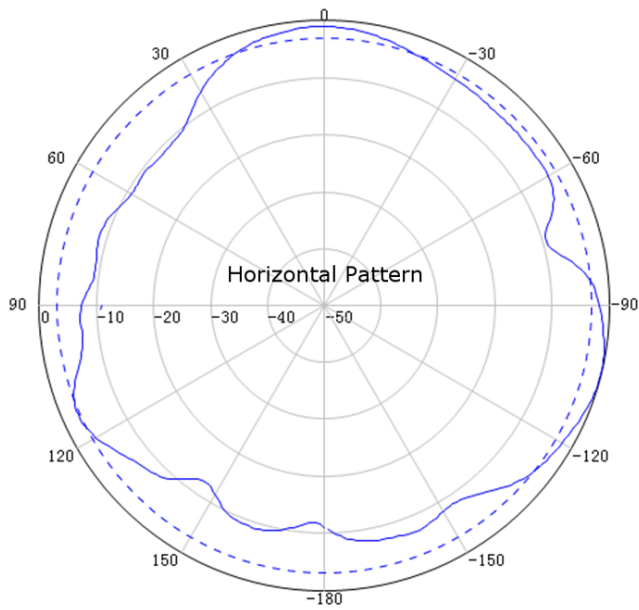
Operation Temperature	°C (°F)	-40 to 55 (-40 to 131)
-----------------------	---------	-------------------------

TESTING AND ENVIRONMENTAL

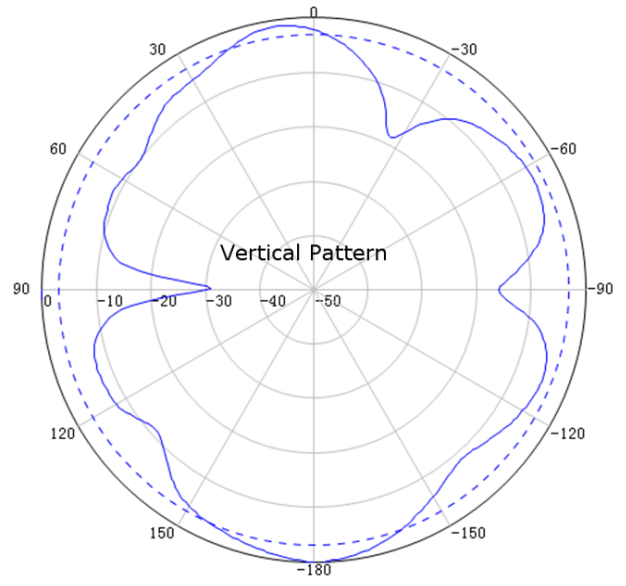
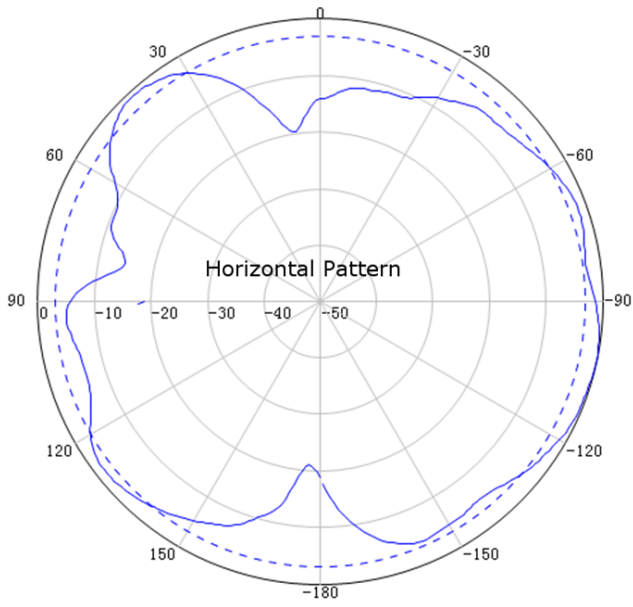
Environmental Class		Indoor
---------------------	--	--------



800 MHz



1710 MHz



2500 MHz

[External Document Links](#)

[Notes](#)