

Premium Patch Cords



Description

Our premium low loss range of patch cords are suitable for telecom, datacom, data center and some critical applications. The patch cords provide flexible interconnection to active equipment, passive optical devices and cross-connects. The patch cords are terminated with premium range physical contact (single mode & multimode) and angled physical contact (single mode) zirconia ferrule connectors which are manufactured with precision factory mounting and polishing techniques which helps assure high transmission quality.

Features and Benefits

- Conform to IEC, EIA-TIA or Telcordia performance requirements
- Available with different connector types
- REACH & SvHC compliant
- Available in different fiber types
- Available in standard and custom lengths
- Materials compliant to RoHS2

Applications

- Data center
- Telecommunication networks

- CATV
- FTTX
- LAN and WAN
- Broadband network

Specifications

CHARACTERISTICS	UNITS	SIMPLEX	DUPLEX
Cable Material		LSZH	LSZH
Strength Member		Aramid	Aramid
Crush	N	1000	1000
Operating Temperature	°C	-20 to +60	-20 to +60
Secondary Buffer Diameter (2.0 mm, 2.4 mm and 3.0 mm)	µm	900 ± 50	900 ± 50
Secondary Buffer Diameter (1.6 mm and 1.8 mm)	µm	600 ± 50	600 ± 50
Minimum Bending Radius	µm	10D (installed) 20D (loaded)	10D (installed) 20D (loaded)

Note: The Patch Cords are available in standard length of 1 m, 2 m, 3 m, 5 m, and 10 m. For other lengths please contact us for the actual lead times.

Ordering Information

Code	Fibre Type	Cable Type	Jacket Material	Color	Code	End A	End B	Code	Unit	Length
P	1 OM1	AH1 Simplex 2mm	L LSZH	2 ORANGE	P	A LC	A LC	-0000-	M Meters	1 1
	2 OM2	AK1 Simplex 3mm	R OFNR	9 YELLOW		B LCA	B LCA		F Feet	2 2
	3 OM3	AQ2 ZIP 2mm	P OFNP	C AQUA		D SC	D SC			3 3
	4 OM4	AT2 ZIP 3mm		D ERIKA VIOLET		E SCA	E SCA			5 5
	9 G.652D	AU2 Flat 2mm				H FC	H FC			10 10
	7 G.657A1	AV2 Flat 2.8mm				J FCA	J FCA			XX Specify
	8 G.657A2					K ST	K ST			
						L E2	L E2			
						M E2A	M E2A			

Legacy ordering information

Connector End A		Connector End B		Fiber Type		Cable Configuration	Cable Colour*		Cable Length		
FC	FC	FC	FC	09	OS1/OS2	D Duplex LSZH	YE	Yellow	1	1 metre	-P
FCA	FC APC	FCA	FC APC	7A1	G.657A1	DR Duplex Riser	OR	Orange	2	2 metre	
SC	SC	SC	SC	7A2	G.657A2	S Simplex LSZH	PU	Purple	3	3 metre	
SCA	SC APC	SCA	SC APC	62	OM1	SR Simplex Riser	AQ	Aqua	5	5 metre	

ST	ST	ST	ST	50	OM2	FD	Flat Duplex LSZH	EV	Erika Violet	10	10 metre	
LC	LC	LC	LC	OM3	OM3					xx	Specify	
LCA	LC APC	LCA	LC APC	RM3	OM3 RBS							
E2	E2000	E2	E2000	OM4	OM4							
E2A	E2000 APC	E2A	E2000 APC	RM4	OM4 RBS							

*Note colours: YE = OS1/OS2, OR = OM1/OM2, AQ/PU = OM3/OM4

Example Part Number

FC	SC	OM3	D	AQ	5	-P
----	----	-----	---	----	---	----

This part number has created a 5 metre FC to SC OM3 LSZH duplex patch cord.

Additional Information

OPTICAL PERFORMANCE	SINGLEMODE	MULTIMODE	CONFORMANCE
IL MAX/ Master (Acceptance)	0.15 dB	0.15 dB	IEC 61300-3-4
Ave/Master*	0.12 dB	0.08 dB	IEC 61300-3-4
Ave/Random*	0.12 dB	0.10 dB	IEC 61300-3-34
Return Loss	55/65 dB	-	IEC 61300-3-6




MECHANICAL PROPERTIES	CRITERIA*	CONFORMANCE
Mechanical endurance	500 matings	IEC 61300-2-2
Vibration	10-55 Hz, 0.75 amplitude	IEC 61300-2-1
Drop	Drop height 1m, 5 drops	IEC 61300-2-12
Cable retention	Magnitude 50 N	IEC 61300-2-4
Cable torsion	1.5kg-2.5 kg for 2mm-3mm cable diameter	IEC 61300-2-5

* The change in attenuation for all the above listed criteria shall be a maximum of 0.20dB

CONNECTOR TYPE	CONFORMANCE	SM	MM	SM DUPLEX	MM DUPLEX
SC connector	IEC 61754-4	SM PC - Blue APC - Green	MM PC- Beige	SM PC- Blue APC- Green with clips	MM PC- Beige with clips Boot - Red & Black
LC connector	IEC 61754-20	SM PC - Blue APC - Green Boot- White	MM PC - Beige Boot - White	SM PC - Blue APC - Green with clips Boot - White	MM PC- Beige with clips Boot - White
ST connector	IEC 61754-2	SM PC- Yellow Boot	MM PC - Black Boot	SM PC - Yellow Boot	MM PC - Red & Black Boot
FC connector	IEC 61754-13	SM PC - Blue Boot APC - Green Boot	MM PC - Black Boot	SM PC - Blue Boot APC -Green Boot	MM PC- Black Boot
E2000 connector	IEC 61754-15	SM PC - Blue Boot - Black APC - Green	MM PC - Beige Boot - Black	SM PC - Blue Boot - Black APC - Green	MM PC - Beige Boot - Black

IMP: Please note that the LC 2mm connectors will have heat shrinks to serve the purpose of cable retention. C clips will be provided for channel identification of duplex FC and ST Patch Cords.

Related Products






U-Series MPO Cassette BASE-8
24f



U-Series MPO Cassette BASE-8
16f



U-Series 1RU Housing



U-Series Mass Ribbon Splice
Cassette



U-Series Pre-Terminated
Cassette



H-Series MPO - LC Cassette
BASE-12 24f



H-Series MPO Cassette
BASE-12 144f



H-Series 24f LC Ribbon/Single
Splice Cassette



FCP2 Fiber Cleaning Kit for
SC/ST/FC/LC



One-Click® Cleaner D-LC,
Duplex LC



FOCIS Flex Fiber Scope